



Caledonian

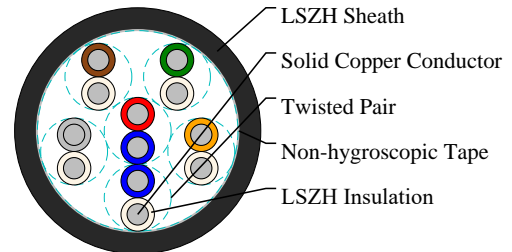

Railway Cables

www.caledonian-cables.com

marketing@caledonian-cables.com

G7623 Trackside Communications Cables

RS7623A2-HH-6P0.6



APPLICATIONS

The cables are designed for limited fire hazard applications for internal use within stations, buildings and equipment rooms.

STANDARDS

LUL Spec G7623 A2

VOLTAGE RATING

750V DC/450V AC

CABLE CONSTRUCTION

Conductors: Tinned annealed solid copper.

Insulation: LSZH Insulation.

Cabling Element: Two insulated conductors are twisted together to form a pair.

Stranding: Cables are composed of unit stranding.

Core wrapping: Non-hygroscopic plastic tape with overlapping.

Outer sheath: LSZH sheath.

COLOUR CODE

Colour scheme, unit binder colour and cable make-up according to G7623

PHYSICAL AND THERMAL PROPERTIES

Minimum Bending Radius: 7.5xOD

Temperature Range: -30°C to +70°C (during operation); -10°C +55°C (during installation)

Electrical Properties

Electrical Characteristics at 20°C:

Nominal Conductor Diameter: 0.6 mm

Maximum Conductor Resistance: 68 Ω/km

Minimum Insulation Resistance @500 V DC: 120 MΩ.km

Maximum Average Mutual Capacitance @1KHz: 80 nF/km

Maximum Average Capacitance Unbalance @800Hz pair-to-pair: 500



Caledonian

Railway Cables

www.caledonian-cables.com

marketing@caledonian-cables.com

Test Voltage AC 1min:500V

DIMENSION AND PARAMETERS

No. of Pairs	Conductor Diameter	Nominal Diameter over Insulation	Nominal Outer Sheath Thickness	Nom. Overall Diameter	Approx. Weight
	mm	mm	mm	mm	kg/km
6	0.6	1.12	1.6	9	85



Buried in Ground



Fire Retardant
NF C32-070-3-2(C1)
IEC60332-3-24/EN50266-2-4



Flame Retardant
NF C32-070-3-1(C2)
IEC60332-1-2/EN50265-2-1



Laid In Ducts



Low Corrosivity
IEC60754-2/EN50367-2-2/3
NF C32-074/NF C20-453



Low Smoke Emission
IEC 61034-2 / EN 50268-2
NF C32-073/NF C 20-902




Low Toxicity



Mineral Oil Resistant



Rated voltage



Zero Halogen
IEC 60754-1/EN 50267-2-1
NF C20-454